




*Optima***LED**[®]
ProTour[®] **ASYMMETRIC**
LINEAR PADEL 

LINEAR
INDOOR PADEL
COURT LIGHT

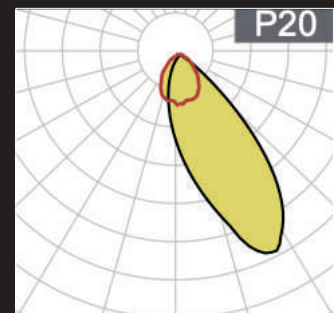
*Innovative Professional Lighting system
for Indoor Padel Courts*

PROFESSIONAL INLINE LED LIGHT

A special lens and PCB design is used for our linear light. It makes the light a perfect straight line. The good appearance and light distribution are very good selling points.



The polarized light output of the reflective structure offers the best uniformity and lux.




FEATURES LED



OPTICS ASYMMETRIC

The light is softer and the uniformity it improves a lot.



EASY FACILITY

Thanks to the rigid bar its installation is simple and quick

Class I, $E_{av} > 500lx$, $U_0 > 0.7$

Linear G1(indoor)



LONG 7m

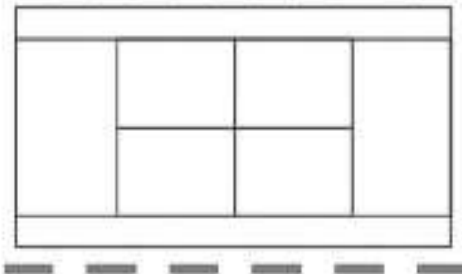
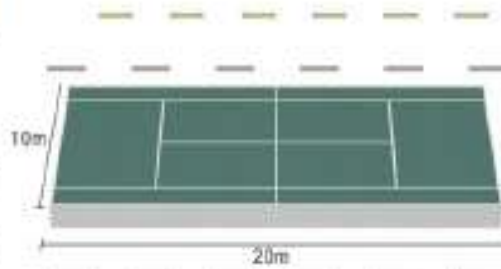
ACCESSORY 12pcs

100w

E_{av} 554lx

E_{min}/E_{av} 0.75

E_{min}/E_{max} 0.64



Class II, $E_{av} > 300lx$, $U_0 > 0.7$

Linear G1(indoor)



LONG 7m

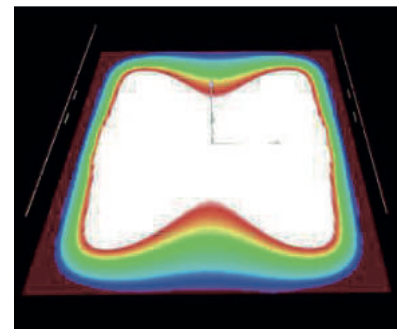

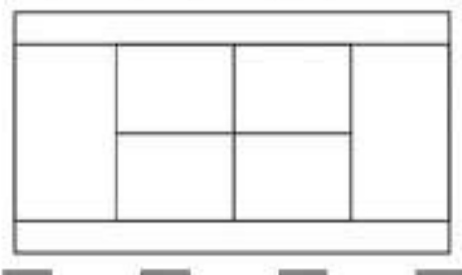
ACCESSORY 8pcs

100w

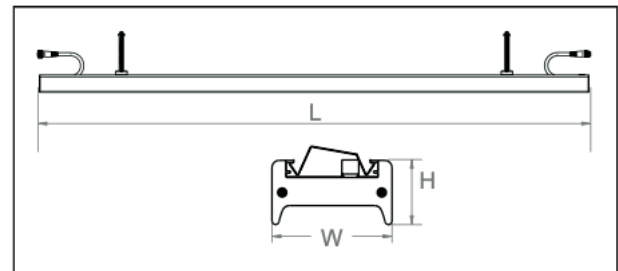
E_{av} 349lx

E_{min}/E_{av} 0.81

E_{min}/E_{max} 0.71



Measurements and Quantities



LED

MODEL	MEASURES			MINIMUM AMOUNT		WEIGHT	
	L	W	H	CTN	NW(kg)	GW(kg)	
TC100TE5J-PI	1485	85	45.5	9	25.50	27.70	


DRIVER

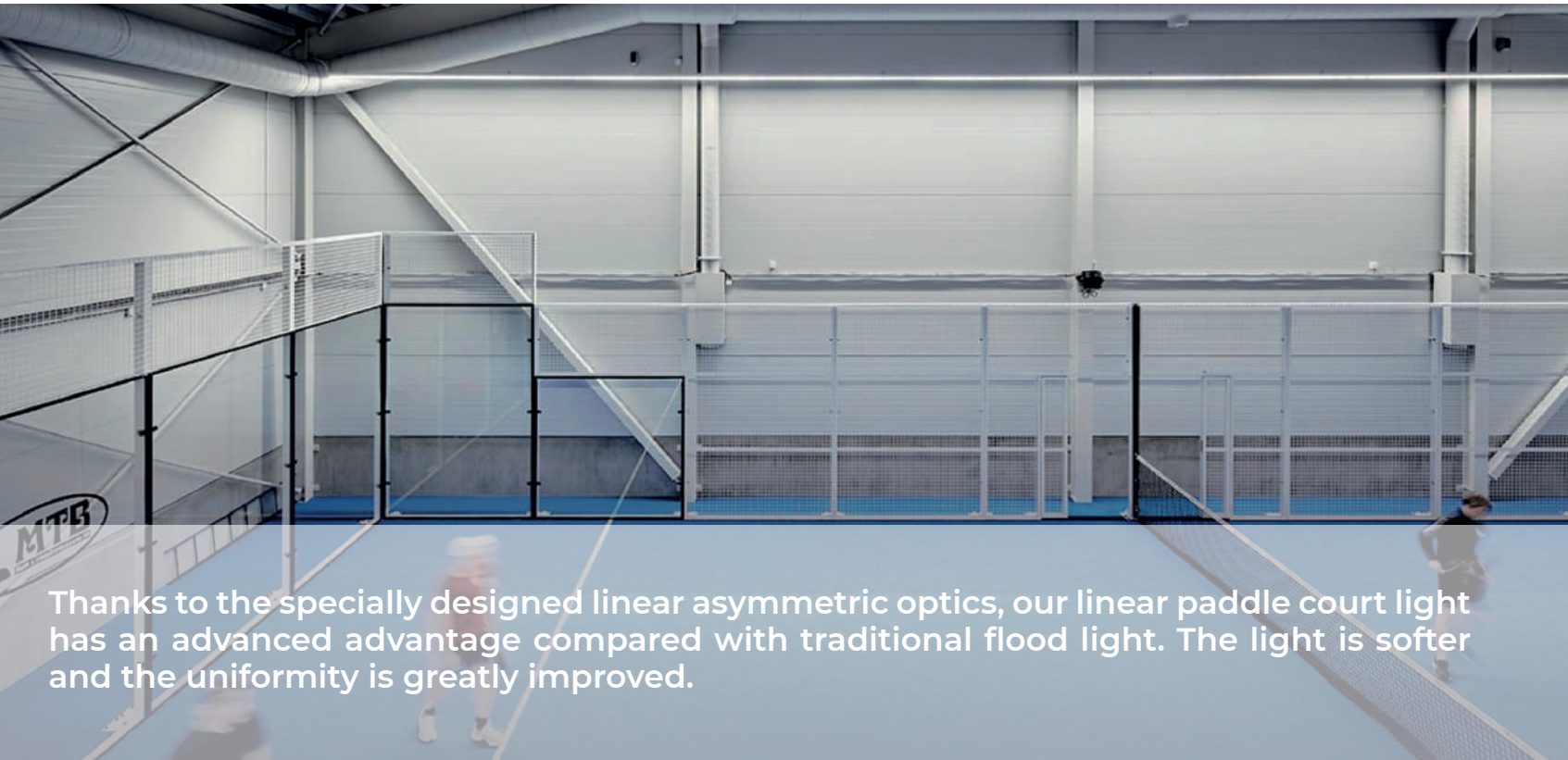
MODEL	MEASURES			MINIMUM AMOUNT		WEIGHT	
	L	W	H	CTN	NW(kg)	GW(kg)	
650W Driver box	480	300	215	1	7.10	8.70	
1200W Driver box	480	300	215	1	7.70	9.30	

ACCESSORY

MODEL	MEASURES			MINIMUM AMOUNT		WEIGHT	
	L	W	H	CTN	NW(kg)	GW(kg)	
Accessory	310	210	95	1	13.60	14.60	

***Creamos Soluciones
Profesionales
para tu Negocio***


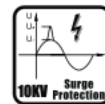




Thanks to the specially designed linear asymmetric optics, our linear paddle court light has an advanced advantage compared with traditional flood light. The light is softer and the uniformity is greatly improved.

Technical characteristics

- > **Housing: Pure aluminum thermal**
- > **Conductivity: 226 W/m·K**
- > **LED: Philips**
- > **CRI: Ra>70**
- > **SDCM: <6**
- > **Power factor: >0.95**
- > **THD: <15**
- > **Driver: Sosen**
- > **Driver efficiency: >93%**
- > **Protection: OTP, OCP, OVP, SCP**
- > **Surge protection: 10KV**
- > **Waterproof: IP65**
- > **Impact test: IK08**
- > **Electric: 220-240V, 50/60Hz**
- > **Operating temperature: -40~50**
- > **TM21: L90B10>50,000H**
- > **Lifespan: 50,000H**



RoHS
compliant

LM 79

LM 80

TM 21

OptimaLED[®]

ProTour[®] ASYMMETRIC
LINEAR PADEL

LIGHTING EVOLUTION

LEADING THE WAY TOWARDS A BRIGHT FUTURE

In a world increasingly aware of energy efficiency and sustainability, Quality is THE fundamental aspect for our company. We are committed to providing products that meet the highest standards of performance, durability and safety. We perform rigorous testing on our products and use quality components to ensure long-term reliable operation.

We invest in R&D to be at the forefront of LED technology, and we continue to research and develop new solutions to improve the efficiency, durability and versatility of our products. We are aware of the latest trends and advances in the industry, allowing us to offer innovative solutions and stay ahead of the competition.

Experience, knowledge and commitment to quality and sustainability make us market leaders. We promote the change towards more efficient, long-lasting and environmentally friendly lighting.

CONTACT

C/ Geológicas, 62
28923 Madrid - Spain

PHONE
+34 916357859
