



LINEAR MEDELLIN LED

PROFESSIONAL LIGHTING

The Linear Led Medellín is the ideal solution for overhead lighting in any space, especially indicated in industrial areas.



“

PROFESSIONAL
LED SPOTLIGHTS
WITH WIDE
RANGE OF
POWERS.
MAXIMUM
EFFICIENCY

”

LINEAL MEDELLIN LED

We present the "MEDELLIN" model of Linear LED Professional, designed especially for lighting in industrial warehouses.

This cutting-edge lighting solution is designed to deliver exceptional performance, energy efficiency and durability in demanding industrial environments.

- >Powerful Lighting
- >Robust Design
- >Energy Savings
- >Optical Distribution
- >Easy Installation
- >Long Useful Life

LED FEATURES



➤ DISEÑO TRIANGULAR UNICO

Streamlined and cornerless design:

- The triangular design can offer a modern and elegant appearance.
 - Rounded or smoothed corners can help prevent dust buildup and make cleaning easier.
- Versatile Installation:
- Design that allows installation in a variety of locations, such as walls, ceilings or floors.
 - Mounting options make installation and maintenance easy.



160
Lm/W



Strong and sealed material:


- Made from durable, weather-resistant materials for outdoor use.
- Sealed to prevent water buildup and protect internal components from dust and moisture.

Smooth and easy to clean surface:

- Surface finish that facilitates cleaning and prevents the accumulation of dust.
- Seamless or joint-sealed design to prevent dirt buildup.

Versatile installation:

- Design that allows installation in a variety of locations, such as walls, ceilings or floors.
- Mounting options make installation and maintenance easy.



LED FEATURES

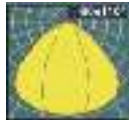
➤ LENSES 30*90° | 60*110° | 90*110° | 25° | 15°

Special lenses and PCB design have been used, which makes the linear light distribution perfect.

30*90°



60*110°



90*110°



25°




18°



➤ THE BEST OPTION FOR WAREHOUSE AND LOGISTICS.

With the specially designed Medellín optic option, the rectangle-shaped light distribution offers a significant advantage in terms of energy efficiency. Compared to round high bay light, this optic allows the light to be more precisely directed downwards, avoiding wasted light on the top of warehouse shelves.

➤ EFFICIENCY IMPROVEMENT UP TO 30% REGARDING THE TRADITIONAL

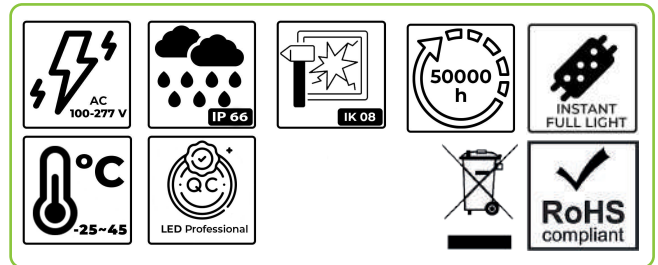


TRIANGULAR LIGHT

TRADITIONAL LIGHT

TECHNICAL CHARACTERISTICS

- **Housing: Pure Aluminum A6063**
- **Conductivity: 226 W/m K**
- **LED: PHILIPS**
- **CRI: Ra>80**
- **SDCM: <6**
- **Power factor: >0.95**
- **THD: <15**
- **Power Supply: SOSEN**
- **Driver efficiency: >92%**
- **Protection: OTP, OCP, OVP, SCP**
- **Surge protection: 4KV**
- **Waterproof: IP66**
- **Impact test: IK08**
- **Operating temperature: -25~45 °C**
- **TM21: L90B10>50,000H**

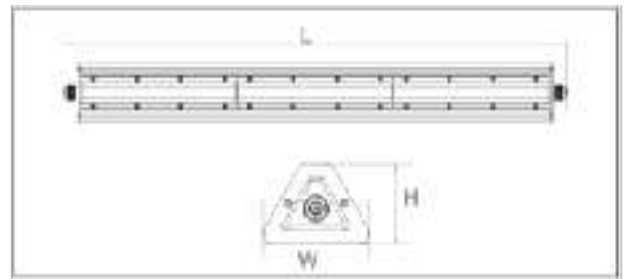


EXTRAS CUSTOM MANUFACTURING



Model	W	V	Lum	CRI	IP	Dimensions
MED100-120-5K	100 W	100~277V	16000LM	>80	IP66	592*105.4*79mm
MED150-120-5K	150 W	100~277V	24000LM	>80	IP66	892*105.4*79mm
MED200-120-5K	200 W	100~277V	32000LM	>80	IP66	1192*105.4*79mm
MED240-120-5K	240 W	100~277V	38400LM	>80	IP66	1492*105.4*79mm

OPTICS OPTIONS



+34 916357859



WWW.OPTIMALED.EU

OptimaLED[®] ProTour[®]

LIGHTING **EVOLUTION**

“

LEADING THE
WALK TO
A FUTURE
BRIGHT

”



WWW.OPTIMALED.EU

C/ Geológicas, 62
28923 Madrid - Spain

PHONE
+34916357859